

FEATURES

- Available as "HR" (high reliability) screened per MIL-PRF-19500, JANTX level. Add "HR" suffix to base part number.
- Available as non-RoHS (Sn/Pb plating), standard, and as RoHS by adding "-PBF" suffix.

MAXIMUM RATINGS

Characteristics	Value
Operating and storage temperatures	-65 to +175°C
DC power dissipation	500mW @ 50°C
Power derating	4mW/°C above 50°C
Solder temperature	260°C for 10 s maximum

$I_R = 2\mu\text{A}$ @ 25°C and $V_R = 3\text{V}$

ELECTRICAL CHARACTERISTICS

Part number (Note 1)	Zener test current (Note 3) I_{ZT}	Maximum voltage temperature coefficient			Maximum reverse current I_R @ 3 V	Maximum dynamic impedance (Note 2) Z_{ZT} @ I_{ZT}
	mA	$\alpha_{VZ} \pm\%/^{\circ}\text{C}$	$\pm\text{mV}/^{\circ}\text{C}$	Temp. range	μA	Ohms
1N4565UR	.5	0.01	.64	0 to 75°C	2.0	200
1N4565AUR	.5	0.01	.64	-55 to 100°C	2.0	200
1N4566UR	.5	0.005	.32	0 to 75°C	2.0	200
1N4566AUR	.5	0.005	.32	-55 to 100°C	2.0	200
1N4567UR	.5	0.002	.13	0 to 75°C	2.0	200
1N4567AUR	.5	0.002	.13	-55 to 100°C	2.0	200
1N4568UR	.5	0.001	.06	0 to 75°C	2.0	200
1N4568AUR	.5	0.001	.06	-55 to 100°C	2.0	200
1N4569UR	.5	0.0005	.03	0 to 75°C	2.0	200
1N4569AUR	.5	0.0005	.03	-55 to 100°C	2.0	200
1N4570UR	.5	0.01	.64	0 to 75°C	2.0	100
1N4570AUR	.5	0.01	.64	-55 to 100°C	2.0	100
1N4571UR	1.0	0.005	.32	0 to 75°C	2.0	100
1N4571AUR	1.0	0.005	.32	-55 to 100°C	2.0	100
1N4572UR	1.0	0.002	.13	0 to 75°C	2.0	100
1N4572AUR	1.0	0.002	.13	-55 to 100°C	2.0	100
1N4573UR	1.0	0.001	.06	0 to 75°C	2.0	100
1N4573AUR	1.0	0.001	.06	-55 to 100°C	2.0	100
1N4574UR	1.0	0.0005	.03	0 to 75°C	2.0	100
1N4574AUR	1.0	0.0005	.03	-55 to 100°C	2.0	100
1N4575UR	2.0	0.01	.64	0 to 75°C	2.0	50
1N4575AUR	2.0	0.01	.64	-55 to 100°C	2.0	50
1N4576UR	2.0	0.005	.32	0 to 75°C	2.0	50
1N4576AUR	2.0	0.005	.32	-55 to 100°C	2.0	50
1N4577UR	2.0	0.002	.13	0 to 75°C	2.0	50

1N4565(A)UR-1N4584(A)UR

6.4V TEMPERATURE COMPENSATED
ZENER DIODE
SURFACE MOUNT

ELECTRICAL CHARACTERISTICS

Part number (Note 1)	Zener test current (Note 3) I_{ZT}	Maximum voltage temperature coefficient			Maximum reverse current $I_R @ 3 V$	Maximum dynamic impedance (Note 2) $Z_{ZT} @ I_{ZT}$
	mA	$\alpha_{VZ} \pm \%/^{\circ}C$	$\pm mV/^{\circ}C$	Temp. range	μA	Ohms
1N4577AUR	2.0	0.002	.13	-55 to 100°C	2.0	50
1N4578UR	2.0	0.001	.06	0 to 75°C	2.0	50
1N4578AUR	2.0	0.001	.06	-55 to 100°C	2.0	50
1N4579UR	2.0	0.0005	.03	0 to 75°C	2.0	50
1N4579AUR	2.0	0.0005	.03	-55 to 100°C	2.0	50
1N4580UR	4.0	0.01	.64	0 to 75°C	2.0	25
1N4580AUR	4.0	0.01	.64	-55 to 100°C	2.0	25
1N4581UR	4.0	0.005	.32	0 to 75°C	2.0	25
1N4581AUR	4.0	.005	.32	-55 to 100°C	2.0	25
1N4582UR	4.0	.002	.13	0 to 75°C	2.0	25
1N4582AUR	4.0	.002	.13	-55 to 100°C	2.0	25
1N4583UR	4.0	.001	.06	0 to 75°C	2.0	25
1N4583AUR	4.0	.001	.06	-55 to 100°C	2.0	25
1N4584UR	4.0	.0005	.03	0 to 75°C	2.0	25
1N4584AUR	4.0	.0005	.03	-55 to 100°C	2.0	25

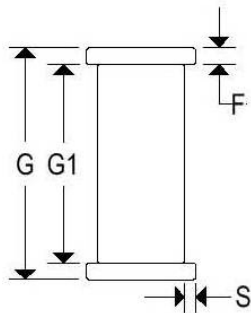
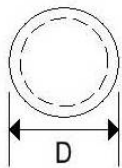
- Standard Vz tolerance is 6.4V $\pm 5\%$. Tighter tolerances are available – contact Digitron.
- Zener impedance is measured by superimposing 0.75 mA ac rms on 7.5 mA dc @ 25°C.
- Voltage measurements to be performed 15 seconds after application of dc test current I_{ZT} .

1N4565(A)UR-1N4584(A)UR

6.4V TEMPERATURE COMPENSATED
ZENER DIODE
SURFACE MOUNT

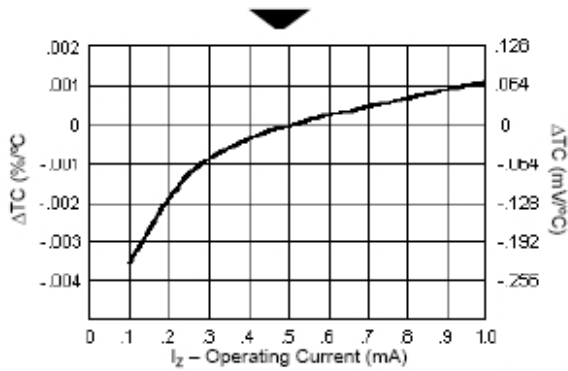
MECHANICAL CHARACTERISTICS

Case:	SOD-80
Polarity:	Body painted, alpha-numeric
Lead finish:	Cathode band



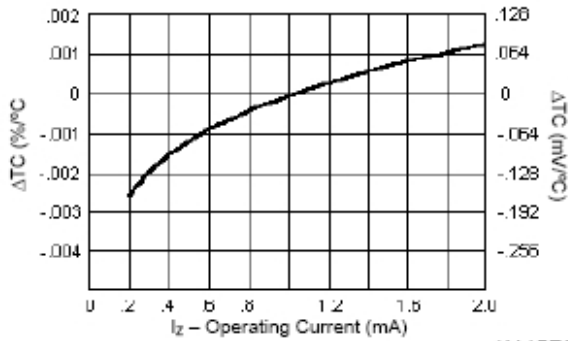
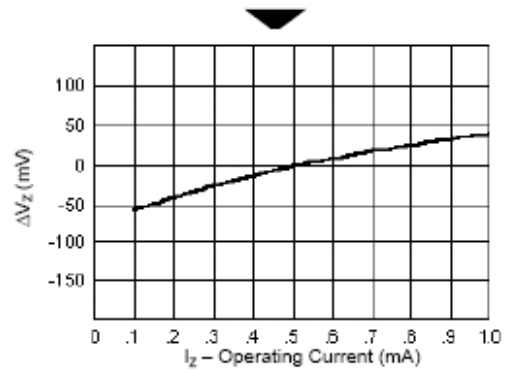
	SOD-80			
	Inches		Millimeters	
	Min	Max	Min	Max
D	0.063	0.067	1.600	1.700
F	0.016	0.022	0.410	0.550
G	0.130	0.146	3.300	3.700
G1	0.100 REF		2.540 REF	
S	0.001	-	0.030	-

Typical change of
Temperature Coefficient
with change in
Operating Current



1N4565 - 1N4569A

Typical Change
in Zener Voltage
with change in
Operating Current



1N4570 - 1N4574A

